



AJAX Applications with Google Web Toolkit (GWT)

Svetlin Nakov

Director Training and Consulting Activities

National Academy for Software Development

academy.devbg.org



What is Google Web Toolkit (GWT)?

What is GWT?



- **Google Web Toolkit (GWT)** is:
 - Open source framework for easy creating rich AJAX applications with Java
 - Powerful JavaScript code generator
 - You write code in Java and it is compiled to JavaScript
 - Pure JavaScript / DHTML at the client side
 - Supports Firefox, IE and Safari
 - Pure Java at the server side

Why GWT?



- **No need to learn/use JavaScript language**
 - **Leverage existing Java skills**
- **No need to handle browser incompatibilities**
 - **GWT handles them for you**
- **No need to learn/use DOM APIs**
 - **Use pure Java APIs**
- **No need to handle forward/backward buttons**
 - **GWT handles this for you**
- **No need to build commonly used widgets**
 - **GWT provides most of them**



- **GWT provides to developers:**
 - **API for creating GUI applications, similar to Swing and SWT**
 - **API for manipulating the Web browser's DOM (Document Object Model)**
 - **Java-to-JavaScript compiler**
 - **JavaScript skills not required**
 - **Environment for running and debugging GWT applications called **GWT Shell****

- **GWT applications can run in hosted and Web mode**
- **Hosted mode**
 - **Java bytecode runs in the JVM, in the GWT Shell environment**
 - **Allows debugging**
- **Web mode**
 - **JavaScript/HTML runs in the Web browser**

GWT Architectural Components

Class Libraries

**JRE emulation
library:**
`java.lang` and
`java.util`

**GWT Web UI
class library**

Development Tools

**Java-to-
JavaScript
compiler**

**GWT Shell
hosted mode
environment**



Getting Started with GWT

Downloading and Installing GWT

Creating GWT Projects

- **GWT is free and open source**
- **Download the latest version from:**
<http://code.google.com/webtoolkit/>
 - **It is ZIP file, e.g. gwt-windows-1.4.60.zip**
- **Extract the archive. It contains:**
 - **applicationCreator, projectCreator**
– create Eclipse/Ant based GWT projects
 - **samples directory** – example apps
 - **doc** – reference docs and javadocs

- **Creating GWT project for building with **ant****

```
projectCreator.cmd -ant MyProject -out c:\myproject
```

- **Creating Eclipse project for GWT app**

```
projectCreator.cmd -eclipse MyProject -out c:\myproject
```

- **Creating GWT module and scripts for compilation and execution**

```
applicationCreator.cmd -eclipse MyProject -out  
c:\myproject example.client.MyProject
```



Creating GWT Projects

Live Demo



Creating GWT Modules

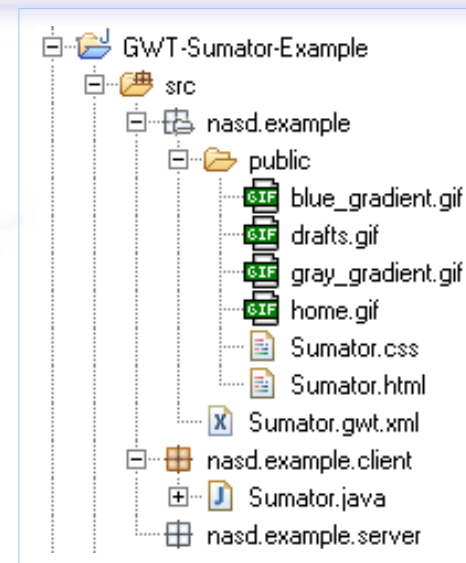
**Creating Modules,
Adding Widgets, Handling Events**



- **GWT module** is a set of files that define the client side and server side of a GWT application or library
 - **Client side**
 - HTML, CSS and images
 - Java code that is compiled to JavaScript
 - **Server side**
 - Contains server side Java code, e.g. RPC services invoked from the client code

GWT Module Structure

- **Each module has:**
 - **Name:** `nasd.example.Sumator`
 - **Base directory:** `nasd.example`
 - Contains the module structure
 - **Public directory:** `nasd.example.public`
 - Contains HTML, CSS and images
 - **Client code package:** `nasd.example.client`
 - Compiled to JavaScript
 - **Server code package:** `nasd.example.server`
 - **GWT module descriptor:** `Sumator.gwt.xml`





- **GWT Sumator is simple application for calculating sum of two integers**
 - **Adding widgets to the root panel**

```
public class Sumator implements EntryPoint {  
  
    private TextBox textBoxNumber1 = new TextBox();  
    private TextBox textBoxNumber2 = new TextBox();  
    private TextBox textBoxSum = new TextBox();  
  
    public void onModuleLoad() {  
        RootPanel rootPanel = RootPanel.get();  
  
        rootPanel.add(textBoxNumber1, 12, 36);  
  
        rootPanel.add(textBoxNumber2, 88, 35);  
  
        rootPanel.add(textBoxSum, 168, 35);  
    }  
}
```

- **Handling events**

```
Button buttonCalSum = new Button();
buttonCalSum.setText("Calculate Sum");
rootPanel.add(buttonCalSum, 12, 64);

buttonCalSum.addClickListener(new ClickListener() {

    public void onClick(Widget sender) {
        int number1 = Integer.parseInt(
            textBoxNumber1.getText());
        int number2 = Integer.parseInt(
            textBoxNumber2.getText());
        int sum = number1 + number2;
        String sumStr = Integer.toString(sum);
        textBoxSum.setText(sumStr);
    }

});
```




Creating GWT Sumator

Live Demo



GWT Widgets and Panels

Creating and Using GWT Widgets



- **GWT widgets are UI components**
 - **Like Swing components but rendered to HTML, CSS and JavaScript**
 - **Written purely in Java**
 - **Can manipulate the DOM and modify it dynamically**
 - **CSS / HTML formatting rules still apply**
- **Widgets dramatically facilitate creating rich user interfaces in Web**

Standard GWT Widgets (1)

- **Button**

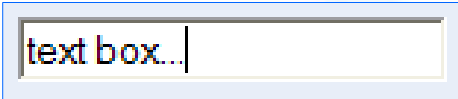


Normal Button



Disabled Button

- **TextBox**



text box...

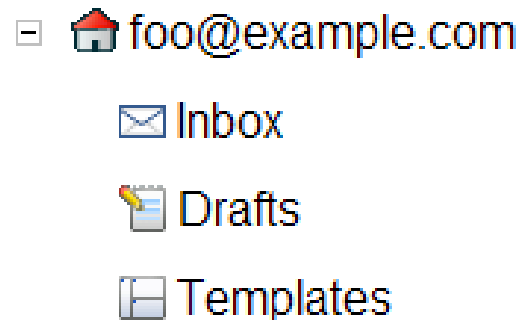
- **ListBox**



List 0
List 0
List 1
List 2
List 3
List 4

foo0
bar0
baz0
toto0
tintin0

- **Tree**



foo@example.com

- Inbox
- Drafts
- Templates

Standard GWT Widgets (2)

- **CheckBox**

Normal Check Disabled Check

- **TextArea**

This is a big text
area...

- **Hyperlink**

[Info](#)

[Buttons](#)

[Menus](#)

[Images](#)

[Layouts](#)

- **MenuBar**

Style Fruit Term

Bold

Italicized

More »

Code

~~Strikethrough~~

Underlined

- **RichTextArea**

RICH TEXT

- **Table**

sender	email
markboland05	mark@example.com
Hollie Voss	hollie@example.com
boticario	boticario@example.com
Emerson Milton	emerson@example.com
Healy Colette	healy@example.com
Brigitte Cobb	brigitte@example.com
Elba Lockhart	elba@example.com

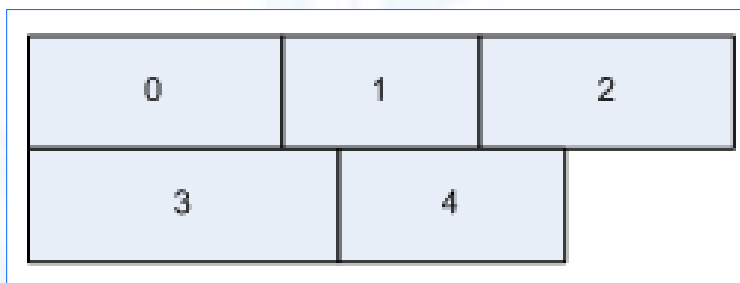
- **DialogBox**

URL Editor

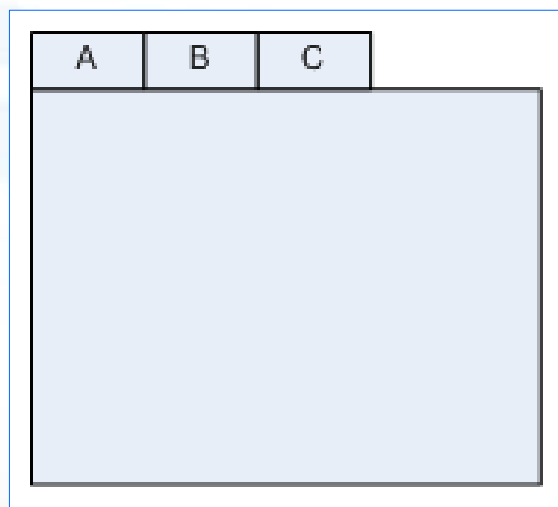


- **GWT panels are container controls that layout widgets in various ways**

- **FlowPanel**

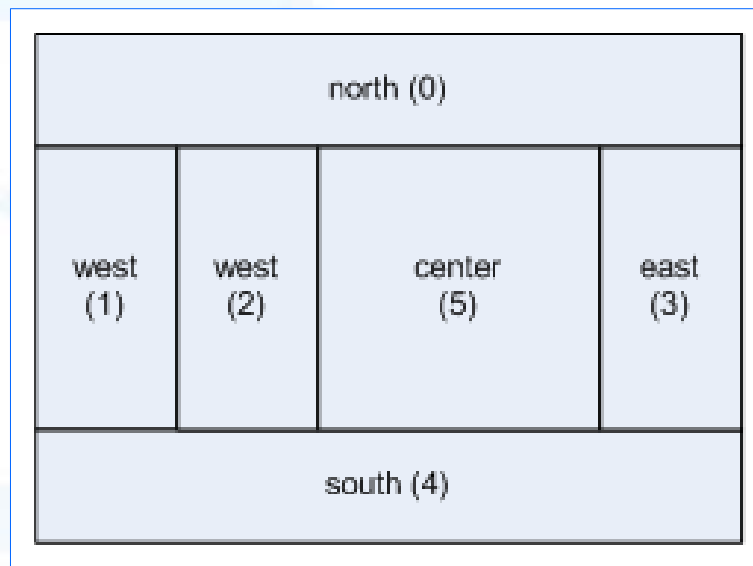


- **TabPanel**

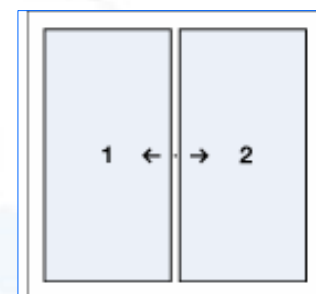





- **DockPanel**



- **HorizontalSplitPanel**



- **AbsolutePanel**





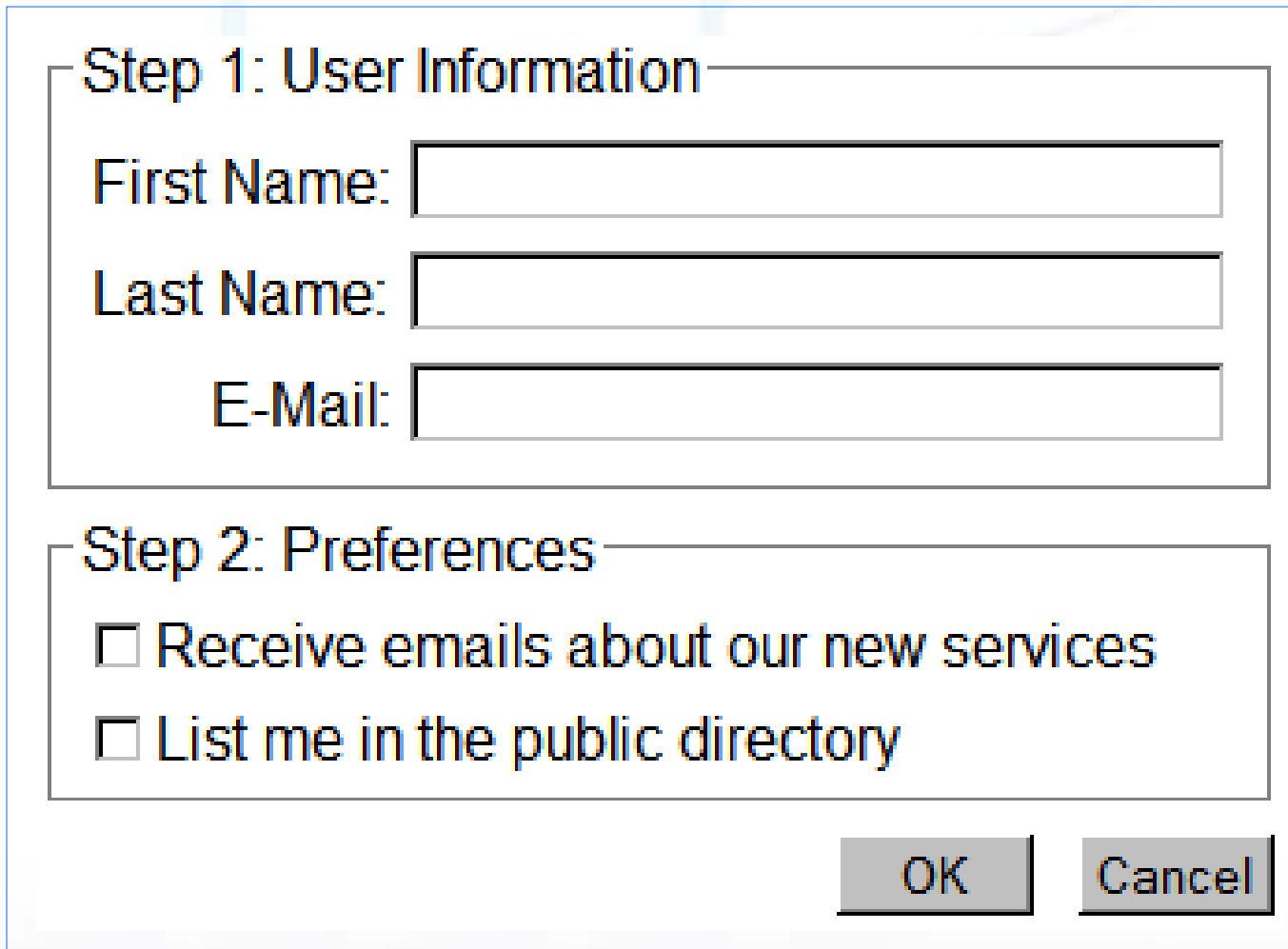
GWT KitchenSink Sample

Live Demo

- **To create a custom widget you can extend the `Widget` or `Composite` class**

```
public class GroupBoxPanel extends FlowPanel {
    private Element legend;
    public GroupBoxPanel() {
        Element fieldset = DOM.createFieldset();
        this.legend = DOM.createLegend();
        DOM.appendChild(fieldset, legend);
        setElement(fieldset);
    }
    public String getCaption() {
        return DOM.getInnerText(this.legend);
    }
    public void setCaption(String caption) {
        DOM.setInnerText(this.legend, caption);
    }
}
```

- **Example of GroupBoxPanel**



Step 1: User Information

First Name:

Last Name:

E-Mail:

Step 2: Preferences

Receive emails about our new services

List me in the public directory

OK Cancel



GroupBoxPanel

Live Demo

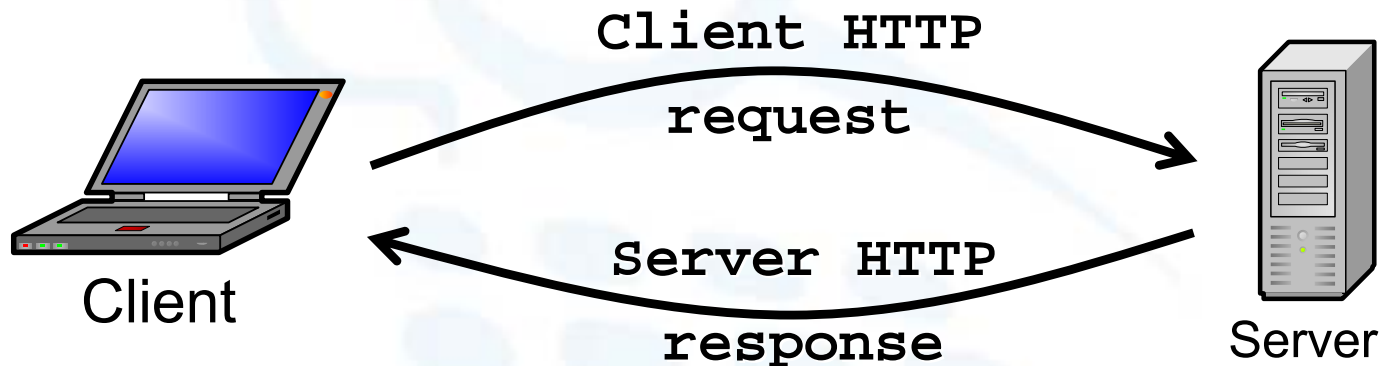


Invoking RPC Services

**Creating and Invoking Server
Side Functionality**

What is RPC Service?

- **RPC = Remote Procedure Call**
 - Invoke remote methods (through HTTP)
 - Unidirectional: clients calls the server



- **RPC calls in GWT run asynchronously**
 - The client is notified when the invocation complete (by callback)

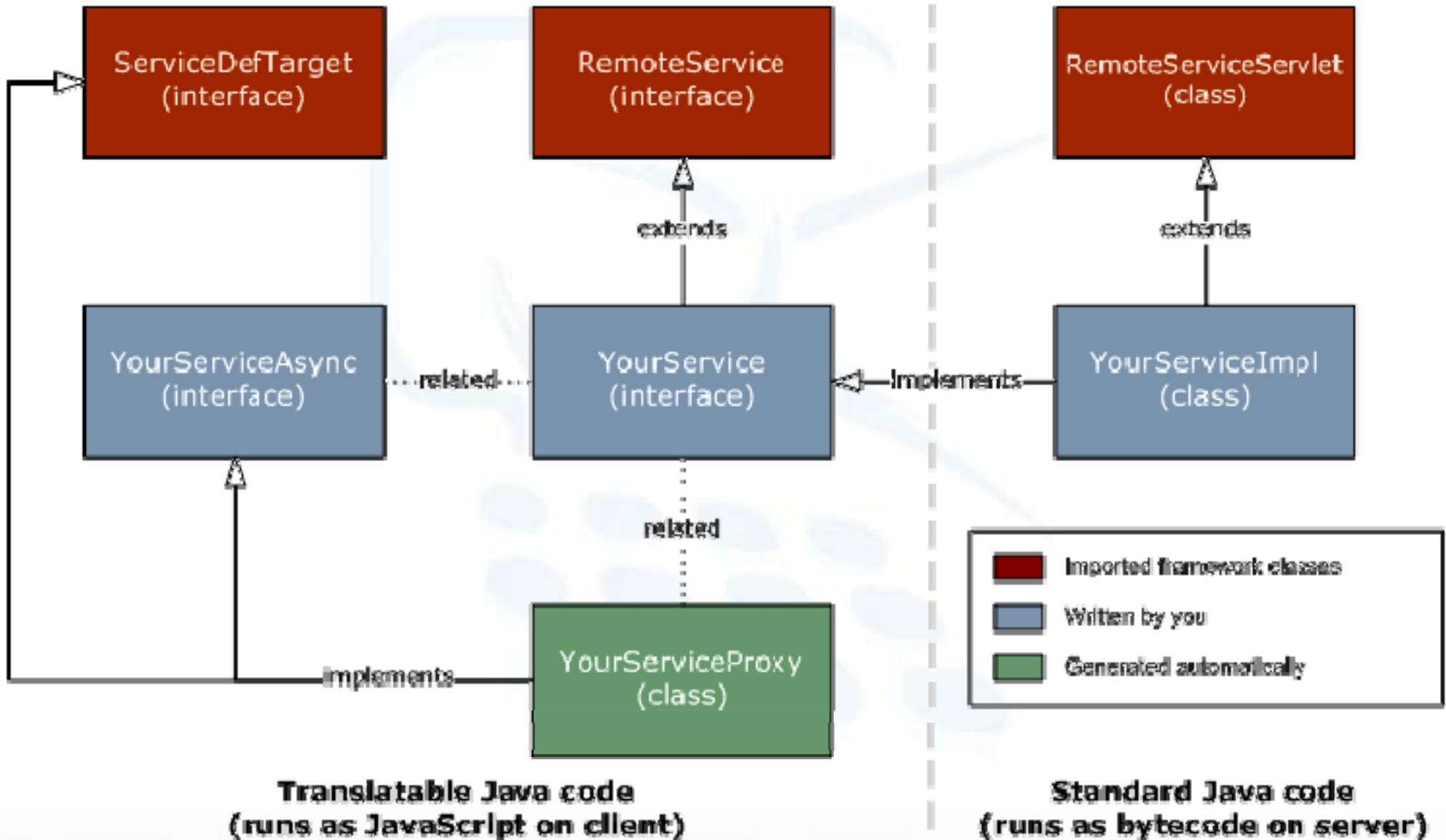
Why RPC Calls?



- **RPC allows dynamic interaction with the server side, e.g. retrieve data from database**
- **RPC allows separating the presentation and business logic**
 - **UI logic runs at the client side**
 - **Business logic runs on the server side**
- **RPC calls are fast, need low bandwidth**
 - **Only data is transferred, no UI elements**
 - **Efficient data format**

- **Data marshaling / unmarshaling**
 - **Java/JavaScript objects are serialized and transferred to the other side**
 - **On the other side the objects are deserialized and used**
- **You can marshal built-in types by default**
 - **int, float, boolean, String, etc.**
- **User defined types must implement `ISerializable` to be marshaled**

How RPC Works?



Creating RPC Service (1)

- **Define the service interface**

```
public interface TaskService extends RemoteService {  
    public Task[] getAllTasks();  
    public Task[] getTasksByCategory(String category);  
    public void addTask(Task task);  
}
```

- **Define the corresponding asynchronous interface**

```
public interface CategoriesServiceAsync {  
    public void getAllTasks(AsyncCallback callback);  
    public void getTasksByCategory(String category,  
        AsyncCallback callback);  
    public void addTask(Task task,  
        AsyncCallback callback);  
}
```

- **Defining the data transfer objects (DTO)**

```
public class Task implements ISerializable {
    private String title;
    private String description;
    private String category;

    public Task(String title, String description,
                String category)
    public String getTitle() { ... }
    public void setTitle(String title) { ... }
    public String getDescription() { ... }
    public void setDescription(String description){...}
    public String getCategory() { ... }
    public void setCategory(String category) { ... }
}
```

- **Defining the service implementation**

```
public class TaskServiceImpl
    extends RemoteServiceServlet
    implements TaskService {

    @Override
    public Task[] getAllTasks() { ... }

    @Override
    public Task[] getTasksByCategory(String category)
    { ... }

    @Override
    public void addTask(Task task) { ... }
}
```

Calling RPC Services (1)

- **Register the service implementation class as RPC service servlet**
 - **In the `.gwt.xml` deployment descriptor:**

```
<servlet path="/TasksService"  
        class="nasd.example.server.SomeServiceImpl"/>
```

- **Obtain the asynchronous service proxy:**

```
TasksServiceAsync tasksServiceAsync =  
    (TasksServiceAsync) GWT.create(TasksService.class);
```

- **This is slow operation!**
- **Use caching if possible**

Calling RPC Services (2)

- **Assign service entry point servlet:**

```
ServiceDefTarget target =  
    (ServiceDefTarget) tasksServiceAsync;  
target.setServiceEntryPoint(  
    GWT.getModuleBaseURL() + "/TasksService");
```

- **Call the service:**

```
tasksServiceAsync.getAllTasks(new AsyncCallback() {  
    public void onSuccess(Object result) {  
        Task[] tasks = (Task[]) result;  
        // Process results here ...  
    }  
    public void onFailure(Throwable caught) {  
        Window.alert("Error: " + caught.toString());  
    }  
});
```



Invoking RPC Services

Live Demo



GWT: The Dark Side

Frequent Problems with GWT

Drawbacks of GWT (1)

- **Supports Java 1.4 only**
 - **No support for Java 5 generics, etc.**
- **Client can not import source files from directory which is not subdirectory of the "client" directory**
 - **Code duplication is sometimes required**
- **Runs very slowly in hosted mode**
 - **Startup time for large projects can reach 1-2 minutes**

Drawbacks of GWT (2)

- **Standard widgets are not good enough**
 - **No good table, no good dialogs, no drag-and-drop, no , etc.**
- **RPC calls can not be run synchronous**
 - **GWT is AJAX-based technology!**
- **No good framework for modal dialogs**
 - **Issues not addressed: dialog creation, data validation, returning data, handling [OK] / [Cancel] buttons, glass panel, etc.**

Drawbacks of GWT (3)

- **Not well established technology**
 - **The community is not very large**
- **Have bugs**
 - **Sometimes the GWT Shell hangs-up**
- **No backward compatibility**
- **Good free UI designers not available**
 - **Instantiations have commercial product GWT Designer**
- **Takes lots of resources on the client PC**

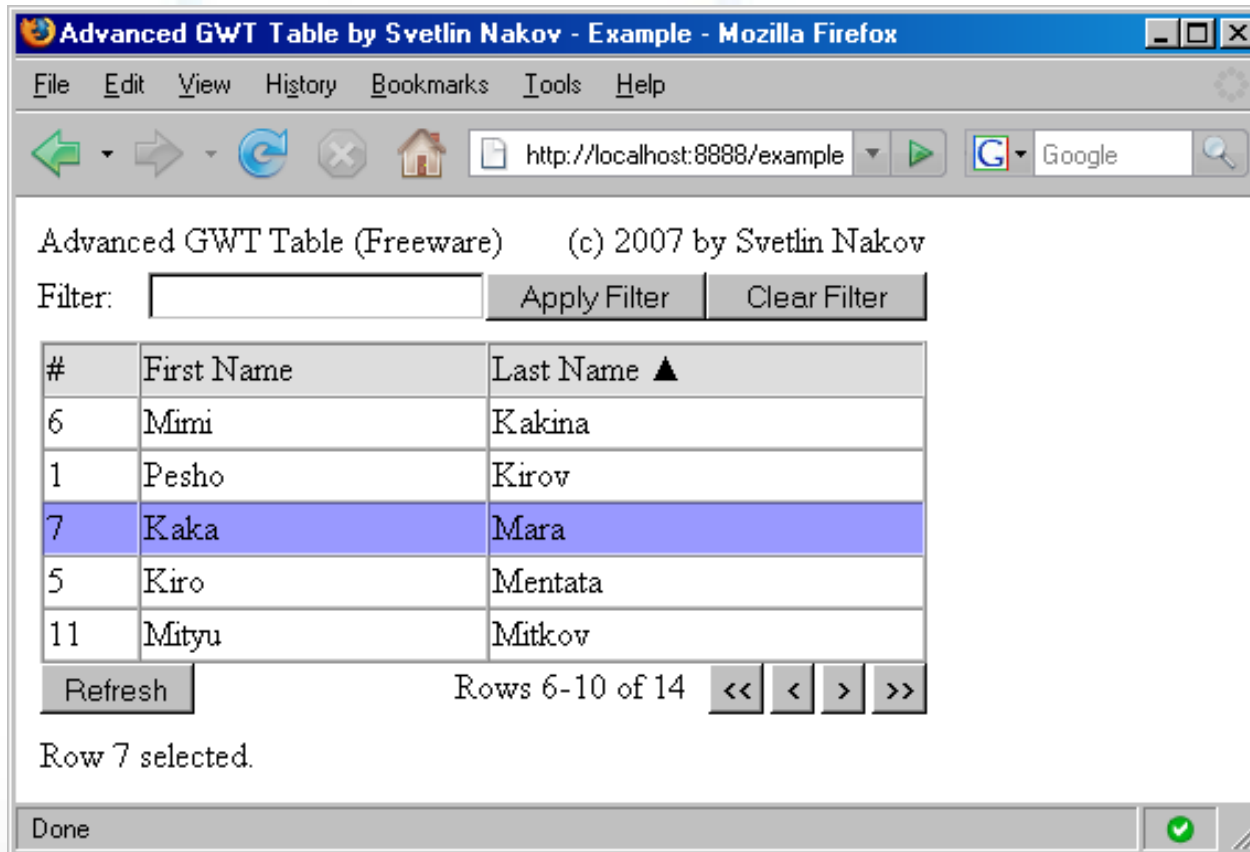


GWT Advanced Table

**GWT Table Widget with Paging,
Sorting and Data Filtering**



- **GWT Advanced Table widget**
 - **Allows paging, sorting, data filtering**



Advanced GWT Table (Freeware) (c) 2007 by Svetlin Nakov

Filter:

#	First Name	Last Name ▲
6	Mimi	Kakina
1	Pesho	Kirov
7	Kaka	Mara
5	Kiro	Mentata
11	Mityu	Mitkov

Rows 6-10 of 14

Row 7 selected.

Done



GWT Advanced Table

Live Demo



- **Google Web Toolkit – Official Web Site**
 - **<http://code.google.com/webtoolkit/>**
- **GWT Advanced Table**
 - **<http://code.google.com/p/gwt-advanced-table>**
- **GWT Widget Library**
 - **<http://gwt-widget.sourceforge.net/>**
- **Svetlin Nakov's Blog**
 - **<http://www.nakov.com/blog/>**

Questions?

<http://www.nakov.com/blog/>